



**LE MARS  
COMMUNITY**

**SUPERINTENDENT'S  
ANNUAL REPORT  
2018-19**

**LeMars Community School District  
LeMars, IA 51031**

TABLE OF CONTENTS

Title Page .....2

Letter of Transmittal .....3

Terms of Directors .....4

Administrators' Reports .....5-18

Transportation Report .....19

Annual School Lunch Report .....20

High School Activity Account .....21-23

Middle School Activity Account .....24

Elementary Activity Account .....25

Facts Regarding the District .....26

October 2018 Enrollment .....27

Enrollment 1980 through 2018 .....28

2019-20 School Calendar .....29

LE MARS COMMUNITY SCHOOL DISTRICT  
ANNUAL REPORT  
OF THE  
SUPERINTENDENT  
2018-19

\*\*\*\*\*

MEMBERS OF THE BOARD OF EDUCATION.

- Todd Lancaster, President
- Scott Kommes, Vice President
- Jane Arnold
- Angela Catton
- Dave Miller
- Patrick Murphy
- Fred Zenk
- Kim Clarey, Treasurer
- Lisa Boehm, Secretary

\*\*\*\*\*

**Regular meetings of the Board of Education are held in the Board Room of the Superintendent's Office the second and fourth Monday evening of each month at 7:00 PM.**

Board of Education  
LeMars Community School District  
LeMars, Iowa 51031

Dear Board Members:

This annual report provides you with a quick glance at some highlights of the past school year. It will also present some financial figures and a thirty-eight year history of enrollments.

Sincerely,

A handwritten signature in cursive script that reads "Steve Webner".

Dr. Steve Webner  
Superintendent

**LE MARS COMMUNITY SCHOOLS  
TERMS OF DIRECTORS  
2018-19**

<u>DIRECTOR</u>	<u>DISTRICT</u>	<u>STARTED</u>	<u>EXPIRES</u>
Jane Arnold	District 3	2018	2019
Todd Lancaster	District 1	2013	2021
Dave Miller	District 4	2017	2021
Patrick Murphy	At Large	1995	2019
Scott Kommes	District 2	2009	2021
Fred Zenk	District 5	2011	2019
Angela Catton	At Large	2015	2019

Lisa Boehm, Secretary, appointed September 2018, for one year.

Kim Clarey, Treasurer, appointed September 2018, for one year.

Directors are elected in November of odd-numbered years from five director districts, with two at-large directors. Terms are for four years.

## SPECIAL EDUCATION 2018-2019

During the 2018-2019 school year, the special education program comprised of 19.0 FTE teachers. These teachers served 281 students; of these students, one student was a non-resident tuition-in student. Three of our special education students were served in other school districts on a tuition-out basis. Below, you will see a historical trend of LCS special education students, by weighting level. Special education numbers are trending upward, with Level 2 having the greatest increase.

	2012	2013	2014	2015	2016	2017	2018	2019
<b>Level 1</b>	157	144	145	136	144	147	130	129
<b>Level 2</b>	44	32	46	46	52	80	83	102
<b>Level 3</b>	30	35	37	50	45	39	48	50
<b>Total</b>	231	211	228	232	241	266	261	281

The most predominant type of disability for which special services are provided is learning disabilities. Services are also provided for students with mental disabilities, behavioral disorders, pre-school IEPs, and other special needs. Life Skills Center and Goodwill Industries were utilized to help serve our students by providing work experiences, living skills opportunities, and added social development.

District special education programming is determined on an annual basis and programming is based upon the IEP needs of the students served. Attempts are continually made to educate students in the least restrictive environment. During the 2018-2019 school year, special education teachers continued the use of the co-teaching model at the secondary level to further increase the amount of time students are served in the regular educational environment. Additionally, we had great success at the elementary level providing Tier I instruction for students who were being integrated. Because of these efforts, numerous students were moved to support services only and some exited from special education completely. This is all due to effective collaboration and communication between administrators, teachers, and parents.

## **TITLE I PROGRAM 2018-2019**

Le Mars Community Schools continues to provide remedial reading to those identified most in need of these essential services. Title I has proven to be a good opportunity for identified students to master improved reading skills.

Through an assessment at grades K-5, it is determined which children need to improve reading skills. Priorities are established to serve as guidelines for student selection. Children are provided additional Title I instruction based on who has the greatest need.

During the 2018-2019 school year, approximately 108 students in grades 1-5 in the LeMars Community Schools received supplemental reading instruction. Twenty students were served by an LCS Title I teacher at Gehlen Catholic School.

The 3.625 FTE teachers are assigned to the Title I program and each elementary school had Title I services provided to students.

Title I teachers made regular reports to parents about their children and their progress. Parents were invited in at any time for special conferences with the Title I teachers and were urged to keep abreast of their child's progress.

A meeting is held each fall for parents, by Title I teachers and building principals, to receive input on the Title I program. Summer reading lists are distributed to parents in the spring.

The district continued to implement the Reading Recovery Program. Two staff members have been trained to deliver Reading Recovery to students. Reading Recovery is designed to be of benefit to high risk first graders with intense one-on-one instruction. The district all implemented SIPPS, Systematic Instruction in Phonological Awareness, Phonics, and Sight Words. SIPPS helps new and struggling readers build the skills and confidence they need to gain reading fluency and comprehension.

## **TALENTED AND GIFTED 2018-2019**

The Le Mars TAG program is known as "Challenge." The program is staffed by Jakki Gamble, teacher 6-12, and Kathleen Wingert, teacher K-5. The LeMars Community School District program provides enrichment activities and curriculum enhancement for the students. 121 students were identified as talented and gifted.

The "Challenge" program in the LeMars Community School District is based on the philosophy that each child deserves an education especially suited for that child. Each student participating in the program has the opportunity to examine and define his/her own areas of giftedness. Identified students have the opportunity to increase his/her knowledge in a variety of subject areas. The students are provided the tools necessary to develop critical thinking, decision making, problem solving skills, and creativity.

Students in grades 3-5 were identified through teacher recommendations and achievement test scores. These same criteria along with the Cognitive Abilities Test were used to identify middle school students.

District components for the Challenge program in the middle school include teaching advanced research skills, developing effective communication and listening skills, developing the students' individual areas of creativity, extended curriculum enrichment in math, and developing logical reasoning and problem solving. Elementary activities include producing puppet shows, creative writing, learning a foreign language, researching topics of interest, presenting research, learning to be financially responsible with money, and problem solving/logic activities.

Activities at the middle school and high school level usually include participation in AEA sponsored academic contests, Quiz Bowl, curriculum extensions, and concurrent enrollment courses. Middle school students participate in the National History Day competition at both the area, state, and national levels.



## **ELEMENTARY SCHOOLS**

### **2018-2019**

An effort is made to achieve high standards in the LeMars Elementary Schools. This year the elementary staff has focused on the following areas:

**Professional Development** -- The following curricular areas are being addressed by the C.I.A. Team through Professional Development:

- Implementation of Eureka Math Pre/Post Module Assessments
- Common Formative math assessments
- Professional development focused on CCC
- Implementation of CCC Making Meaning/Being a Reader/Being a Writer

**Home/School Communication** -- The following have been implemented to improve home/school communication:

- Classroom Newsletter: Paper and Electronic
- Use of Applications such as “Remind” and “SeeSaw”
- District Newsletter (“Bulldog Highlights”)
- Power School
- Title I Newsletters and Parent Meeting
- Parent Teacher Conferences—Nearly 100% of students had a parent attend conferences
- Parents attended various classroom projects/events throughout the year (Beginning of the year parent meetings, States Parade, class plays)

**Parent/Community Volunteer Program** -- Parent and community volunteers assisted students and teachers in each of the elementary buildings. Big Brothers/Big Sisters continue to provide support to individual students.

**Elementary P.T.O.** -- Some of the activities promoted by the P.T.O. included:

- Birthday Breakfast
- Book Fair
- Recognition of the staff during “American Education Week” and “Teacher Appreciation Week”
- Box Tops and Coke Rewards were collected as an ongoing fundraiser
- Sponsored several elementary field trips

## **MIDDLE SCHOOL 2018-2019**

The middle school had another very successful school year. Academic and behavioral expectations for students were high and the staff performed well. We feel strongly that LCMS continues to be a safe and positive place for our community's middle school students to receive a solid education. LCMS' daily average attendance was at 95.1% and the overall school climate, as measured by building harassment data, an 8<sup>th</sup> grade bullying survey and the Iowa Youth Survey was very positive yet again.

The middle school saw a large increase in the number of students this past year. Enrollment was 520 students bolstered by a 6<sup>th</sup> grade class of 195. To keep core class sizes down, the middle school implemented a nine period day in order to spread out the high numbers of students. LCMS also began to start the school day at 8:18 to accommodate that extra period and make all periods 42 minutes in length. The changes were effective and the earlier start time was not a significant change for the students as most students are in the building by 8:05 a.m. on a regular basis.

LCMS professional development activities focused on two things – writing unit plans and learning about how to work effectively with our increasing number of students who need more support socially, emotionally, and behaviorally.

Science and Social Studies have new state curriculum to implement and that is a process that takes 2-3 years. Literacy was in the second year of a curriculum called “My Perspectives” which is the final implementation of the Iowa Core Literacy curriculum. There were 3 guest speakers that came to LCMS during professional development time to give us information on at-risk students. Grade level teaching teams would then meet and brainstorm ways to help our students, applying what they learned. Several teachers were also trained in mental health “first-aid” through a state initiative that will help in training all of our staff.

This was the first year of the new state of Iowa assessment. The Iowa State Assessment of Student Progress (ISASP) was given to our students in April. This test was 100% on-line and was quite rigorous. Results of the testing will be known in the fall of 2019.

## **HIGH SCHOOL 2018-2019**

The 2018-19 school year was very productive. During in-service time, teachers continued to work on aligning our curriculum to the Iowa Core.

Concurrent courses (31) were very popular. 201 students took advantage of the concurrent classes. LCHS and post-secondary schools are working closely together to make sure this is an added benefit for our students. We also had 8 students take advantage of 5 Great Start Classes taken online through Western Iowa Tech Community College.

Career and technical education instructors continue to work and update their “Programs of Study” for each of their areas. The programs consist of linking the CTE program with a community college, having standards and competencies, assessments for the standards approved by the community college and advisory committee, three sequential courses for each area, and share the program with students and parents.

Thirty-seven students attended the Alternative High School program. Of these 37, 12 students graduated from LCAHS, one student went to placement, six dropped out, one plans on returning to LCHS and 16 will be returning next year. In addition, 29 LCHS students utilized resources from the program for a total of 54 credits. This consists of taking classes or working on the Odysseyware program.

This year we introduced the EMT class in cooperation with the Le Mars Ambulance Service. This class certified six students to become EMT’s. We also had several students take advantage of our 2 ECE programs. Students did internships at Wells and BoDeans and another group interned at the hospital. In each of these partnerships, the students get to see all aspects of the industry to help them determine career pathways. We are working on developing more of these experiences for our students.

## MUSIC 2018-2019

The Le Mars Community Schools Music Department strives to provide quality opportunities for students to grow and learn. It is our goal that music students are able to continue to use music throughout their lives. The following information is an overview of the activities and accomplishments that occurred during the school year.

### Performances

#### Elementary Vocal

- 2nd and 3rd Grade Concert - May 2
- 4th and 5th Grade Concert - March 14

#### Middle School Vocal

- Fall Concert for 7/8th Grade Chorus—October 16
- Fall Concert for 6th Grade Chorus—November 13
- MS Holiday Concert —Chamber Choir and Select Choir—December 3
- Plymouth County Christmas at the Fairgrounds-Chamber Choir and Select Choir-12/9
- 6th Grade Holiday Program—December 21
- Winter Concert—March 7—*Under The Big Top (Performance March 21 due to electrical outage)*
- Spring Concert—May 16—All Ensembles Performed

#### High School Vocal

- Fall Concert—October 16
- Holiday Concert—December 17
- Spring Concert—May 7

#### 5th Grade Band

- Performed at Parade of Bands—April 25

#### 6th Grade Band

- Fall Concert—November 13
- MS Winter Band Concert—January 31
- MS Instrumental Solo/Ensemble Contest—March 1
- Parade of Bands—April 25

#### MS Band

- Homecoming Parade—September 21
- Massed Band Show at final home football game—October 12
- MS Holiday Concert —Jazz Band and other small ensembles—December 3
- MS Winter Band Concert —7th & 8th Grade Band, Jazz Band—January 31
- MS Solo/Ensemble Contest - March 1
- Parade of Bands—April 25
- Memorial Day Parade—Rained out

#### HS Band

- 3 Parades Marched
- 4 Home football games (Marching Band)
- Indoor Marching Band Concert—October 26
- HS Holiday Concert—December 17
- HS Winter Band Concert—February 7 (postponed to the 15th due to weather)
- Parade of Bands—April 25

### Orchestra

- MS String Festival with MOC-Floyd Valley at Northwestern College—October 10
- MS/HS Fall Concert—October 22
- HS Holiday Concert—December 17
- MS/HS Winter Concert—February 25
- Festival of Orchestras-Elementary Strings, MS Symphony, and HS Symphony-April 26

### Student Participation

4th Grade - 30 Orchestra  
5th Grade - 9 Orchestra, 50 Band  
6th Grade - 50 Band, 95 Chorus  
6th Grade Chamber Choir—40 (not auditioned)  
7th Grade - 50 Band, 50 Chorus  
8th Grade - 40 Band, 55 Chorus  
Middle School Jazz Band—30 (not auditioned)  
Middle School Select Choir—38 (auditioned)  
Middle School Treble Choir—36 (not auditioned)  
6th-8th Grade Orchestra - 34  
9-12th Grade - 24 Orchestra, 120 Band, 150 chorus  
Crimson and Black Show Choir—38 (auditioned), 11 pit band and 3 crew  
High School Jazz Band—28 (auditioned)  
Cordas da Camara—4 (auditioned)

### Awards and Accomplishments

#### Students Accepted for the All-State Music Festival

##### Choir - 5

Aly Buhman (2nd Year)  
Dalton Glawe (3rd Year)  
Jack McInnis (2nd Year)  
Keegan Pippett (2nd Year)  
Caitlyn Sudtelgte (2nd Year)

##### Band - 5

Luke Benton (1st Year)  
Luke Geitz (1st Year)  
Devin Hansen (2nd Year)  
Emily Martin (2nd Year)  
Drake Oswald (3rd Year)

##### Orchestra - 1

Sarah Meis (2nd Year)

#### State Music Ensembles

ICDA Opus Honor Choir— MS—Trayden Goodman, Beau Pravacek (auditioned)

#### Honor Groups

5th Grade ICDA Honor Choir—16 students (selected)  
6th Grade ICDA Honor Choir—8 students (selected)  
7th Grade ICDA Honor Choir—13 students (selected)  
NWI MS Honor Choir —18 students (selected)  
NWI MS Honor Band—9 students (audition)  
All Iowa State 8th Grade Band—Spencer Schnetzer  
Buena Vista MS Honor Band—9 students (audition) - Canceled due to snow  
Sine Nomine Honor Band—20 students (audition)  
NWI HS Honor Band—16 students (audition)  
NWI Honor Orchestra Festival—4 Middle School, 11 High School (audition)

Show Choir Competitions

State Show Choir Contest—Division I

Heelan Show Choir Invitational—1st Place in 3A, 2nd Runner Up in the Finals—

Arlinna Bowen—Outstanding Female Performer of the Day

Lewis Central “Clash of the Titans” - 1st Place in 3A, 5th Runner Up in the Finals

Hinton Soundsational—3rd Place in 3A, 3rd Runner Up in Finals

Marching Band

State Marching Contest—The Big Red Marching Band - Division I

Starfest in Sioux City—4th Place in 3A

Dutchman Field Competition—6th Place in 3A—Triple S Award

Jazz Band

State Jazz Band—Division II

NWI Jazz Festival—HS—2nd Place—Qualified for Jazz Championships

NWI Jazz Festival—Middle School—2nd Place – 5 Outstanding Soloists Awards

Iowa Jazz Championships—9th Place

State Solo and Ensemble Contest

<u>Choir</u>	<u>Strings</u>	<u>Band</u>
Div. I - 28	Div. I - 8	Div. I - 25
Div. II- 32	Div. II - 4	Div. II - 12
Div. III - 10	Div. III - 0	Div. III - 5
Div. IV - 0	Div. IV - 0	Div. IV - 0
Div. V - 0	Div. V - 0	Div. V - 0

Outstanding Performances

Men’s Quartet Luke Benton—Euphonium Solo

Madrigal Anna Vacura—Marimba Solo

State Large Group Contest—Le Mars Community was 1 of 3 schools in the state to receive straight Division I ratings for each ensemble they entered.

<u>Choir</u>		<u>Orchestra</u>	<u>Band</u>
Chamber Choir - I	Women’s Chorus - I	String Orchestra - I	Concert Band - I
Concert Choir - I	Men’s Chorus - I	Full Orchestra - I	

Student Awards

MS Departmental Award—Abigail Tilberg and Spencer Schnetzer

\*National School Orchestra Award—Katelyn Hartman

ISTA Leadership Award—Willow Olsen

\*John Philip Sousa Award—Anna Vacura

IBA Leadership Award— Devin Hansen

Concert Choir Leadership Award— Nathaniel Agnitsch

\*Outstanding Senior Choral Award— Arlinna Bowen

\*denotes major departmental award

The 2018-2019 school year was another outstanding year for the Le Mars Community Schools Music Department. The Music Department is grateful for the support of the Le Mars Community Schools Administration, School Board and staff. The Music Department strives to provide quality experiences and educational opportunities for the students who choose to participate.

# 2018-19 LeMars Athletics



## FALL SPORTS HIGHLIGHTS

### FOOTBALL

- 3-6 Varsity record
- 5-2 Junior Varsity/Sophomore record
- 5-3 Freshmen record
- Academic All-District team included: (*First Team*) Eric Isebrand, Brandon Olson, Connor Ouradnik, Robert Sadoski, Ben Wadle (*Honorable Mention*) Karson Morehead, Riley Oetken, Curran Wells, Josh Williams
- All-District team: *First Team*- Aisea Toki, Travis Theisen, Riley Oetken *Honorable Mention*- Anthony Lamoreux, Tate Westhoff, Karson Morehead, Austin Wurth
- IFCA Academic All State: Connor Ouradnik, Robert Sadoski
- Graduate 22 Seniors

### VOLLEYBALL

- Overall Record 12-26
- Conference 3-3
- Haylee Cooper broke “Digs in a Season” record with 519 digs.
- Brooke Haage 100 assists this season 2017-2018
- All Conference players: 2nd team - Brooke Haage, Pypr Stoeffler, and Jecenta Sargisson; Honorable Mention – Maddi Pippett and Haylee Cooper
- Made it to regional semifinals

### BOYS CROSS COUNTRY

- 29 participants
- First place in Lakes Conference
- All Conference: Landen Parmelee, Jackson Sudtelgte, Blake Dirksen, Ethan Hulinsky, Jason Sudtelgte, Zach Wingert
- All Academic Conference: Landen Parmelee, Zach Wingert
- Varsity first place finishes at Spencer, Spirit Lake, Gary Meyer, and Conference meet
- JV first place finishes at Spencer, Spirit Lake, Gary Meyer, Storm Lake, Cherokee, and Conference
- Fourth in districts
- State Qualifier: Landen Parmelee

### GIRLS CROSS COUNTRY

- 20 runners on team
- Varsity team meet champions at Heelan and Gary Meyer (Brunsville) meets
- Varsity team Lakes Conference Champions
- Team 4th at State Qualifying Meet, missing team qualification for state by one place.
- 5 All Conference Runners: Madeline Hurt, Chloe Calhoun, Kara Albrecht, Sarah Meis, and Caroline Meis

- 3 State Qualifiers: Madeline Hurt (43rd), Chloe Calhoun (52nd), Kara Albrecht (60th) out of 137 runners in 3A state meet field
- Madeline Hurt becomes first female 4x state qualifier in school history. Chloe Calhoun and Kara Albrecht both qualified for their 3<sup>rd</sup> state meet.
- Academic All Conference: Jessica Hinds, Joan Meis, Johanna Theeler, and Madeline Hurt (Honorable Mention)

## **WINTER SPORTS HIGHLIGHTS**

### **BOYS BASKETBALL**

- Finished the season 12-11
- Conference – tied for 1st with a 9-3 record
- Lost to Spirit Lake in the first round
- Had 3 Members make the All Conference Team: 1st Team - Alex Irwin and Spencer Mackey; 2nd Team - Aisea Toki
- Alex Irwin was 1st Team All District
- Alex Irwin was 2nd Team All State

### **GIRLS BASKETBALL**

- The varsity finished the season with records of 19-4 overall and 11-1 in the Lakes Conference
- Lakes Conference champions for the first time since 1995
- JV team finished with a 10-9 overall record; 9<sup>th</sup> grade team won the Sioux City championship
- 1st team All Conference: Jaelynn Dreckman, Madison Dreckman
- 2nd team All Conference: Annie Ellis
- Honorable Mention All Conference: Kylie Dreckman, Brooke Haage
- 1st team All State: Madison Dreckman

### **WRESTLING**

- 18-3 in Dual meets
- 4-2 in conference Dual meets
- Lakes Conference Tournament – 2nd place; Four Lakes Conference Champions
- District Tournament – 3rd place
- Two state qualifiers: Travis Theisen, Jake Francksen-Small, District Champions
- Qualified Team for Regional Duals at Ft. Dodge
- Individual State tournament: Travis Theisen 4<sup>th</sup> place at state tournament

### **GIRLS BOWLING**

- Record 12-0
- State Bowling Tournament-2nd place  
All State Bowlers: 1st team Lexi Schroeder, 2nd team Alison Zimmerman  
All District Bowlers: 1st team Kaitelin Konz, Sydney Schoenfelder, Lexi Schroeder, Alison Zimmerman 2nd place Samantha Schiefen  
Individual State tournament 10th place Lexi Schroeder



## **BOYS BOWLING**

- Record 12-0
- State Bowling Tournament placed 8<sup>th</sup>

## **CHEERLEADING**

- IBCA All Star cheer squad held in March with performance in Grimes. Following cheerleaders participated: Emily Chihak, Hailey Kellen and Carlie Arens.
- Special Olympics cheer squad held in May with a performance held in Ames at the Hilton Coliseum. Cheerleaders attending are: Alyannah Buhman, Brenna Dirksen, Carlie Arens, and Kylie Martin.
- Shrine Bowl football game held in July. Following cheerleaders were selected: Alyannah Buhman, Emily Chihak, Hailey Kellen and Carlie Arens.

## **SPRING SPORTS HIGHLIGHTS**

### **BOYS TRACK**

- Team finished 2<sup>nd</sup> in conference
- 2nd state WC shot: Kadin Woodard
- 3rd state WC 100: Kadin Woodard
- 4th state WC 200: Kadin Woodard
- 4th state WC 400: Kadin Woodard
- 8<sup>th</sup> state Shuttle Hurdle: Carter Arens, Zach Spieler, Reece Spieler, Ben Wadle
- 10<sup>th</sup> state 4 x 100: Dylan Rasmussen, Anthony Lamoreux, Ben Wadle, Tyler Ferguson
- 13th state 1600 Medley: Cody Ott, Reece Spieler, Brandon Olson, Landen Parmelee
- 14<sup>th</sup> state 100m Anthony Lamoreux
- 17<sup>th</sup> state 200m Anthony Lamoreux
- 18th state 4 x 200: Dylan Rasmussen, Anthony Lamoreux, Eric Spieler, Tyler Ferguson
- 19<sup>th</sup> state 800m Landen Parmelee
- 21st state discus: Brandon VanderSluis
- All Conference: Landen Parmelee, Dist. Med., 800m, 4 x 400; Dylan Rasmussen, Sprint Medley, 4 x 200, 4 x 100; Anthony Lamoreux, Sprint Med., 200, 4 x 100, 100; Carter Arens, Shuttle Hurdle; Cody Ott 4 x 200; Brandon Kass 4 x 200; Conlen Parmelee, Dist. Med.; Reece Spieler, Shuttle

### **GIRLS TRACK**

- Second Place in Lakes Conference Meet
- All Conference 2nd Team:
  - Lilly McNaughton, Long Jump.
  - Sprint Medley Relay: Haylee Cooper, Shaniah Temple, Katie Cunningham, Chloe Calhoun
  - Shuttle Hurdle Relay: Karlee Schiff, Lilly McNaughton, Brooke Alesch, Kady Leusink
  - 4 x 400 Relay: Katie Cunningham, Haylee Cooper, Emily Carlson, Chloe Calhoun
- Academic All State: Haylee Cooper, Brooke Alesch, Maddie Hurt

## **State Place/State Qualifiers**

- 15th Place: Sprint Med: Haylee Cooper, Shaniah Temple, Katie Cunningham, Chloe Calhoun
- 16th Place: 4x200: Katie Cunningham, Haylee Cooper, Emily Carlson, Shaniah Temple
- 12th Place: 4x400: Katie Cunningham, Chloe Calhoun, Haylee Cooper, Emily Carlson,
- 15st Place: Shuttle Hurdle: Brooke Alesch, Karlee Schiff, Lilly McNaughton, Kady Leusink
- 5th Place: Lilly McNaughton
- 24th Place 1500 & 3000: Maddie Hurt

## **BOYS TENNIS**

- The 201 Men's tennis team finished the dual season with a successful 11-1 season record and JV 9-0.
- Bulldog tennis team finished Lakes Conference Champions in tourney and duals and Runner up Districts
- Bulldogs beat Clear Lake 5-3 in Pre sub-state.
- Bulldogs beat St Albert 5-3 and Spirit Lake 5-3 in Substate.
- Zach Wingert, Josh Pratt, Kaden Wingert, and Matt Ahlers were All Lakes Conference.
- Zach Wingert and Matt Ahlers received Academic All Conference.
- Zach Wingert won District Singles Champion.
- Josh Pratt placed runner up in District Singles.
- Zach Wingert qualified for State Singles in Waterloo; finished 7<sup>th</sup>.
- The Bulldogs placed 4th place in State team tennis.

## **GIRLS TENNIS**

- Varsity season 6-4 dual record in Lakes Conference
- Finished third in the conference
- Won team districts. Lost in Substate to Waterloo Columbus
- JV record 6-2
- Abby Van Otterloo finished third at Lakes Conference Tournament at #2 singles.
- Madison Dreckman and Caroline Meis finished third at the Lakes Conference Tournament at #1 Doubles
- Academic All-Conference: Joan Meis, Madison Dreckman, Abby Van Otterloo, Kristen Heimgartner, Arlinna Bowen, Sara Moir, Johanna Theeler, Jessica Hinds, Kiara Chesteen, Ellie Beitelsbacher, Caitlyn Sudtelgte

## **BOYS GOLF**

- One conference win against Western
  - Medalist: Spencer Mackey, Runner up: Jacob Bixenman
- 4th at LeMars invite with a 339 by far the best they played all year
- We finished 7th in the final Lakes Conference tournament.
- Boys got better and we have some young guys coming up that can play.

## **GIRLS GOLF**

- Conference Record 3-3 (3rd)
- Tournament Record - Finished 3rd out of 4 at the East Invite: Finished 2nd out of 8 at the LeMars Invite: Finished 4th at the Lakes Conference Meet: Finished 10th out of 12 at the Regional Meet
- All Conference: Dani Hurt
- Medalists in at least 1 meet: Dani Hurt, Emily Koonce

## **SUMMER SPORTS HIGHLIGHTS**

### **BASEBALL**

- Final Record was 14-18
- Lakes Conference 8-5
- All District 1st team: Josh Pratt (OF); All District 2<sup>nd</sup> team: Mason Parrott (Catcher)
- Three players named All Lakes Conference - 1st Team: Mason Parrott (Catcher), Josh Pratt (Outfield), and Carter Arens (Outfield) 2nd Team: Alec Dreckman (Infield)

### **SOFTBALL**

- Final Record was 21-13
- Lakes Conference Record 6-6
- All Conference
  - 1st Team: Brooke Berkenpas (Pitcher) Brooke Haage (Infield), Annie Ellis (Outfield)
  - 2nd Team: Kady Leusink (Outfield)
  - Honorable Mention: Emily Carlson
- 4A West All District Team: Brooke Haage
- 4A All State 2nd Team: Brooke Haage

**LeMars Community Schools  
TRANSPORTATION – 2018-19  
(through June 30, 2019)**

- 13 Regular Routes
- 2 City Routes
- 5 Special Education Routes

Buses traveled 885 miles per day on regular routes, carrying 662 students (not including city). Of that total, 153 students were Gehlen. Buses also traveled 35 miles per day on the city route with an estimated 350 students riding per day. Extra-curricular activities used 34,697 miles by bus and 59,588 miles by car. Special education used 21,691 miles by bus and 27,640 miles by car.

**COSTS FOR TRANSPORTATION**

Salaries and employee benefits	\$586,897
Gas	\$90,133
Oil and lubricants	\$2,893
Tires	\$7,102
Parts	\$52,306
Maintenance and supplies	\$6,562
Physicals and bus driver training and drug alcohol testing	\$4,553
Garage equipment and repairs (UST Testing & Registration)	\$1,226
Insurance (vehicle)	\$24,604
Workshop & Travel	\$445
Parent transportation to parochial schools outside district	\$10,579
Equipment	0
Depreciation (all vehicles)	\$122,548

LE MARS COMMUNITY SCHOOL

SCHOOL LUNCH PROGRAM

FY2019

I. PARTICIPATION

	<u>FY 2019</u>
Total number of meals served . . . . .	227,558
Number of days meals served . . . . .	178
Average number of meals per day . . . . .	1,278
Students per day . . . . .	1,238
Adults per day . . . . .	40
Total Breakfast per day . . . . .	245
Student Breakfast per day . . . . .	244
Adult Breakfast per day . . . . .	1

II. FINANCES

Receipts:

Opening Cash Balance July 1, 2018 . . . . .	\$69,189.73
Federal Reimbursements . . . . .	460,559.65
Children's Payment . . . . .	379,101.22
Adults Payments . . . . .	18,367.46
Other Cash Payments . . . . .	25,194.38
Total Receipts for . . . . .	<u>883,222.71</u>
Total Receipts Including Balance . . . . .	\$952,412.44

Expenditures:

Repairs and Equipment . . . . .	0.00
Consumable Supplies . . . . .	49,154.05
Labor . . . . .	482,646.49
Other Expenses . . . . .	9,763.76
Food . . . . .	342,272.40
Total Expenses for . . . . .	<u>\$883,836.70</u>

Closing Cash Balance for FY19 . . . . .	<u><u>\$68,575.74</u></u>
---	---------------------------

**Activity Fund Balance Report - Summary - Include AP Only**  
07/2018 - 06/2019  
HIGH SCHOOL ACTIVITY FUND BALANCE REPORT

**Fund: 21 STUDENT ACTIVITY FUND**

Chart of Account Number	Chart of Account Description	Beginning Balance	Expenses	Revenues	Outstanding AP	Balance Change	Balance
21 729 000 6101 910	INDIVIDUAL SPEECH	5,446.40	1,290.23	437.00	0.00	0.00	4,593.17
21 729 000 6110 910	DRAMA	8,543.26	2,584.71	1,370.00	0.00	0.00	7,328.55
21 729 000 6111 910	THESPIANS	5,365.14	0.00	335.95	0.00	0.00	5,701.09
21 729 000 6112 910	GUIDANCE	2,801.45	850.13	850.13	0.00	0.00	2,801.45
21 729 000 6210 910	VOCAL MUSIC	0.00	4,396.38	4,725.50	0.00	0.00	329.12
21 729 000 6220 910	BAND	0.00	5,867.66	2,863.00	0.00	3,004.66	0.00
21 729 000 6221 910	ORCHESTRA	0.00	4,688.25	2,786.00	0.00	1,902.25	0.00
21 729 000 6600 920	MISCELLANEOUS ATHLETICS	14,160.09	2,538.03	4,045.67	0.00	0.00	15,667.73
21 729 000 6710 920	MENS BASKETBALL	0.00	11,433.11	7,957.55	0.00	3,475.56	0.00
21 729 000 6720 920	FOOTBALL	0.00	26,444.85	10,416.73	0.00	16,028.12	0.00
21 729 000 6730 920	BASEBALL	760.00	13,004.70	4,883.87	0.00	7,360.83	0.00
21 729 000 6740 910	MENS TRACK	0.00	1,469.24	0.00	0.00	1,469.24	0.00
21 729 000 6741 920	MENS CROSS COUNTRY	0.00	949.00	412.50	0.00	536.50	0.00
21 729 000 6750 910	MENS TENNIS	0.00	1,012.39	680.40	0.00	331.99	0.00
21 729 000 6760 910	MENS GOLF	0.00	1,620.50	1,620.50	0.00	0.00	0.00
21 729 000 6790 910	WRESTLING	0.00	4,898.92	4,018.70	0.00	880.22	0.00
21 729 000 6795 910	WOMENS CROSS COUNTRY	0.00	876.14	412.50	0.00	463.64	0.00
21 729 000 6810 910	WOMENS BASKETBALL	0.00	5,975.50	5,975.50	0.00	0.00	0.00
21 729 000 6815 910	VOLLEYBALL	0.00	9,615.12	5,235.50	0.00	4,379.62	0.00
21 729 000 6835 920	SOFTBALL	100.00	5,841.76	3,389.25	0.00	2,352.51	0.00
21 729 000 6840 910	WOMENS TRACK	0.00	1,494.05	(21.74)	0.00	1,515.79	0.00
21 729 000 6850 910	WOMENS TENNIS	0.00	1,011.00	1,011.00	0.00	0.00	0.00
21 729 000 6860 910	WOMENS GOLF	0.00	795.86	408.00	0.00	387.86	0.00
21 729 000 7001 950	NATIONAL HONOR SOCIETY	0.00	324.73	324.73	0.00	0.00	0.00
21 729 000 7002 950	STUDENT COUNCIL	57,042.49	78,709.29	72,415.22	0.00	0.00	50,748.42
21 729 000 7004 950	SKILLS/USA	0.00	589.82	589.82	0.00	0.00	0.00
21 729 000 7005 950	ACTIVITY TICKETS	0.00	0.00	0.00	0.00	0.00	0.00
21 729 000 7007 950	BARK	1,133.98	10,760.40	11,245.00	0.00	0.00	1,618.58
21 729 000 7008 950	ART FEES & SUPPLIES	0.00	20.00	1,338.00	0.00	0.00	1,318.00
21 729 000 7011 950	TECHNOLOGY CLUB	23.54	397.32	460.00	0.00	0.00	86.22
21 729 000 7012 950	LIBRARY CLUB	1,123.19	924.28	827.95	0.00	0.00	1,026.86
21 729 000 7014 950	HOME EC CLUB	1,097.36	1,238.68	1,232.00	0.00	0.00	1,090.68
21 729 000 7015 950	MATH CLUB	60.96	0.00	0.00	0.00	0.00	60.96
21 729 000 7017 950	LARGE GROUP SPEECH	12,204.94	3,543.67	355.84	0.00	0.00	9,017.11
21 729 000 7018 950	SCIENCE CLUB	0.00	2,840.00	2,840.00	0.00	0.00	0.00
21 729 000 7019 950	F.F.A. CLUB	11,905.29	50,112.70	48,512.89	0.00	0.00	10,305.48
21 729 000 7020 950	F.C.A. CLUB	890.08	0.00	953.20	0.00	0.00	1,943.28
21 729 000 7021 950	SKILLS/USA CLUB	11,970.37	1,979.63	3,287.80	0.00	0.00	13,278.54
21 729 000 7023 950	SPANISH CLUB	3,286.66	3,296.87	3,523.42	0.00	0.00	3,513.21

07/2018 - 06/2019

HIGH SCHOOL ACTIVITY FUND BALANCE REPORT

Fund: 21 STUDENT ACTIVITY FUND

Chart of Account Number	Chart of Account Description	Beginning Balance	Expenses	Revenues	Outstanding AP	Balance Change	Balance
21 729 000 7024 950	VOCAL CLUB	11,434.19	3,544.00	5,995.00	0.00	0.00	13,885.19
21 729 000 7025 950	BAND CLUB	15,525.17	149,727.61	134,202.44	0.00	0.00	0.00
21 729 000 7026 950	ORCHESTRA CLUB	7,451.58	4,359.50	7,051.00	0.00	0.00	10,143.08
21 729 000 7027 950	INSTRUMENT RENTAL	918.45	2,236.70	1,318.25	0.00	0.00	0.00
21 729 000 7028 950	MUSIC BOOSTERS	0.00	2,278.07	2,278.07	0.00	0.00	0.00
21 729 000 7029 950	SHOW CHOIR	9,578.64	16,850.57	11,743.00	0.00	0.00	4,471.07
21 729 000 7030 950	MUSICAL	3,986.70	8,299.57	9,545.50	0.00	0.00	5,232.63
21 729 000 7031 950	CHEERLEADERS	8,888.25	15,348.27	10,436.28	0.00	0.00	3,976.26
21 729 000 7032 950	DANCE TEAM	1,722.37	14,018.74	14,763.63	0.00	0.00	2,467.26
21 729 000 7033 950	MENS BASKETBALL CLUB	2,216.62	5,797.42	6,298.00	0.00	0.00	2,717.20
21 729 000 7034 950	FOOTBALL CLUB	5,795.60	24,328.01	22,429.20	0.00	0.00	3,896.79
21 729 000 7035 950	BASEBALL CLUB	4,473.50	10,474.91	12,873.49	0.00	0.00	6,872.08
21 729 000 7036 950	MENS TRACK CLUB	819.89	720.00	90.00	0.00	0.00	189.89
21 729 000 7037 950	MENS TENNIS CLUB	97.84	40.00	0.00	0.00	0.00	57.84
21 729 000 7038 950	MENS GOLF CLUB	0.00	104.00	200.00	0.00	0.00	96.00
21 729 000 7039 950	MENS CROSS COUNTRY CLUB	1,042.79	393.21	572.96	0.00	0.00	1,222.54
21 729 000 7040 950	WRESTLING CLUB	10,507.46	21,952.02	14,298.17	0.00	0.00	2,853.61
21 729 000 7041 950	WOMENS BASKETBALL CLUB	1,397.52	9,559.72	9,303.38	0.00	0.00	1,141.18
21 729 000 7042 950	VOLLEYBALL CLUB	4,340.63	5,102.86	4,623.00	0.00	0.00	3,860.77
21 729 000 7043 950	SOFTBALL CLUB	17,387.66	5,543.22	2,480.21	0.00	0.00	14,324.65
21 729 000 7044 950	WOMENS TRACK CLUB	253.49	2,193.73	1,940.24	0.00	0.00	0.00
21 729 000 7045 950	STRENGTH CLUB	2,141.06	3,969.00	6,152.72	0.00	0.00	4,324.78
21 729 000 7046 950	WOMENS TENNIS CLUB	2,069.53	1,773.25	2,292.25	0.00	0.00	2,588.53
21 729 000 7047 950	WOMENS CROSS COUNTRY CLUB	2,382.62	3,051.75	4,211.99	0.00	0.00	3,542.86
21 729 000 7048 950	GIRLS BOWLING CLUB	2,482.67	5,144.49	3,694.37	0.00	0.00	1,032.55
21 729 000 7049 950	BASKETBALL SCOREBOARD CLUB	10,344.61	4,160.00	0.00	0.00	0.00	6,184.61
21 729 000 7052 950	JUNIOR CLASS	0.00	19,114.91	19,114.91	0.00	0.00	0.00
21 729 000 7053 950	SENIOR CLASS	11,597.88	2,493.01	7,159.12	0.00	0.00	16,263.99
21 729 000 7054 950	WOMENS GOLF CLUB	0.00	417.78	520.00	0.00	0.00	102.22
21 729 000 7055 950	SPECIAL ED ACTIVITY	1,240.20	179.89	500.00	0.00	0.00	1,560.31
21 729 000 7059 950	ADAPTIVE P.E.	2,730.00	4,465.00	4,595.00	0.00	0.00	2,860.00
21 729 000 7060 950	HOPE CLUB	1,469.15	1,000.00	0.00	0.00	0.00	469.15
21 729 000 7061 950	MADRIGAL CLUB	1,895.68	0.00	0.00	0.00	0.00	1,895.68
21 729 000 7065 950	BUSINESS CLUB FUND BALANCE	27.00	0.00	0.00	0.00	0.00	27.00
21 729 000 7068 950	LEADERSHIP CLUB FUND BALANCE	34.46	0.00	546.30	0.00	0.00	580.76
21 729 000 7065 950	ROBOTICS ACTIVITY FUND BALANCE	9,761.68	5,814.26	14,408.50	0.00	0.00	18,355.92
21 729 000 7066 950	ART CLUB FUND BALANCE	0.00	579.92	579.92	0.00	0.00	0.00
21 729 000 7180 950	LE MARS AREA GAMING FUND BALANCE	0.00	69.42	592.07	0.00	0.00	522.65
21 729 000 8050 910	PARKING LOT FUNDS	3,554.87	7,500.28	4,245.00	0.00	0.00	299.59

HIGH SCHOOL ACTIVITY FUND BALANCE REPORT

**Fund: 21 STUDENT ACTIVITY FUND**

Chart of Account Number	Chart of Account Description	Beginning Balance	Expenses	Revenues	Outstanding AP	Balance Change	Balance
21 729 500 0000 000	MISCELLANEOUS	68,908.08	0.00	34,486.43	0.00	(44,088.79)	59,305.72
21 729 711 0000 000	INTEREST	0.00	0.00	0.00	0.00	0.00	0.00
21 729 775 6725 910	MEN'S SOCCER RESTRICTED FUND BALANCE	0.00	225.45	225.45	0.00	0.00	0.00
21 729 775 6825 910	WOMEN'S SOCCER RESTRICTED FUND BALANCE	0.00	225.46	225.46	0.00	0.00	0.00
Fund Total: 21		366,493.04	626,450.92	587,710.69	0.00	0.00	327,752.81

**Fund: 96 AGENCY FUND TO DISTRICT**

Chart of Account Number	Chart of Account Description	Beginning Balance	Expenses	Revenues	Outstanding AP	Balance Change	Balance
96 100 502 0000 000	BUS FEE	0.00	480.00	480.00	0.00	0.00	0.00
96 100 761 0000 000	DRIVERS EDUCATION	0.00	42,405.00	42,405.00	0.00	0.00	0.00
96 100 770 0000 000	SR. HIGH BOOK RENT	0.00	9,027.50	9,027.50	0.00	0.00	0.00
96 100 781 0000 000	SR. HIGH BOOK FINES	0.00	1,762.45	1,762.45	0.00	0.00	0.00
96 410 716 0000 000	WOODS CLEARING	0.00	2,095.80	2,095.80	0.00	0.00	0.00
96 911 801 0000 000	HOT LUNCH PROGRAM	0.00	3,166.00	3,166.00	0.00	0.00	0.00
Fund Total: 96		0.00	58,936.75	58,936.75	0.00	0.00	0.00

**Fund: 97 AGENCY FUND TO OTHER**

Chart of Account Number	Chart of Account Description	Beginning Balance	Expenses	Revenues	Outstanding AP	Balance Change	Balance
97 729 746 0000 000	ATHLETIC TOURNAMENTS	0.00	32,848.00	32,848.00	0.00	0.00	0.00
Fund Total: 97		0.00	32,848.00	32,848.00	0.00	0.00	0.00



MIDDLE SCHOOL ACTIVITY FUND BALANCE REPORT

**Fund: 21 Student Activity Fund**

Chart of Account Number	Chart of Account Description	Beginning Balance	Expenses	Revenues	Outstanding AP	Balance Change	Balance
21 729 000 7002 950	Student Government	9,774.56	14,650.33	13,354.67	0.00	0.00	8,478.90
21 729 000 7004 950	Family & Consumer Science (FACS)	1,954.10	3,471.10	3,450.90	0.00	0.00	1,933.90
21 729 000 7005 950	BOWLING	0.00	6,012.00	6,012.00	0.00	0.00	0.00
21 729 000 7012 950	Library	2,588.18	4,149.97	3,451.85	0.00	0.00	1,890.06
21 729 000 7016 950	Assignment Books	0.00	0.00	33.50	0.00	0.00	33.50
21 729 000 7027 950	Instrument Rental	4,744.28	2,015.84	1,895.00	0.00	0.00	4,623.44
21 729 000 7030 950	Music	4,743.23	7,726.31	6,820.50	0.00	0.00	3,837.42
21 729 000 7031 950	MS MUSICAL	4,643.71	0.00	0.00	0.00	0.00	4,643.71
21 729 000 7040 950	MS Book Club Fund Balance	430.83	150.68	0.00	0.00	0.00	280.15
21 729 000 7500 950	Miscellaneous	968.25	685.76	516.27	0.00	0.00	798.76
Fund Total: 21		29,847.14	38,861.99	35,534.69	0.00	0.00	26,519.84

**Fund: 96 AGENCY FUND**

Chart of Account Number	Chart of Account Description	Beginning Balance	Expenses	Revenues	Outstanding AP	Balance Change	Balance
96 100 502 0000 000	Bus Fee	0.00	1,344.00	1,344.00	0.00	0.00	0.00
96 100 770 0000 000	Middle School Book Rent	0.00	6,371.00	6,371.00	0.00	0.00	0.00
96 410 713 0000 000	Industrial Arts Cleaning	0.00	3,551.00	3,551.00	0.00	0.00	0.00
96 729 710 0000 000	High School Principal	0.00	4,525.00	4,525.00	0.00	0.00	0.00
96 911 801 0000 000	Lunch	0.00	4,869.30	4,869.30	0.00	0.00	0.00
Fund Total: 96		0.00	20,660.30	20,660.30	0.00	0.00	0.00

ELEMENTARY SCHOOLS ACTIVITY FUND BALANCE REPORT

Fund: 21 Student Activity Fund

Chart of Account Number	Chart of Account Description	Beginning Balance	Expenses	Revenues	Outstanding AP	Balance Change	Balance
21 729 918 7012 950	Library - CLARK	1,987.10	1,038.89	1,634.00	0.00	0.00	2,582.21
21 729 918 7019 950	Book Fair - CLARK	1,264.32	5,324.63	4,478.69	0.00	0.00	418.38
21 729 918 7040 950	ESL FUND BALANCE	0.00	0.00	1,000.00	0.00	0.00	1,000.00
21 729 918 7500 950	Miscellaneous Fund - CLARK	4,847.88	1,911.88	95.07	0.00	0.00	3,031.07
21 729 927 7012 950	Library - FRANKLIN	2,371.05	1,830.60	1,315.25	0.00	0.00	1,855.70
21 729 927 7019 950	Book Fair - FRANKLIN	1,628.15	2,229.51	2,582.23	0.00	0.00	1,980.87
21 729 927 7500 950	Miscellaneous BAL - FRANKLIN	3,525.25	168.02	53.19	0.00	0.00	3,410.42
21 729 927 7505 950	Fund Balance MISC FRANKLIN CLASS FUND	841.14	1,014.64	563.75	0.00	0.00	390.25
21 729 949 7012 950	Library - KLUCKHOHN	2,168.96	1,795.24	2,711.75	0.00	0.00	3,085.47
21 729 949 7019 950	Book Fair - KLUCKHOHN	0.00	3,890.12	4,067.99	0.00	0.00	177.87
21 729 949 7500 950	Miscellaneous Bal - KLUCKHOHN	5,328.26	1,715.47	748.40	0.00	0.00	4,361.19
	Fund Total: 21	23,962.11	20,919.00	19,250.32	0.00	0.00	22,293.43

Fund: 96 AGENCY FUND

Chart of Account Number	Chart of Account Description	Beginning Balance	Expenses	Revenues	Outstanding AP	Balance Change	Balance
96 729 000 7010 000	ACTIVITY - HIGH SCHOOL	0.00	200.00	200.00	0.00	0.00	0.00
96 729 000 7070 000	BOOK RENT	0.00	5,579.25	5,579.25	0.00	0.00	0.00
96 729 000 7150 000	HOT LUNCH	0.00	2,282.00	2,282.00	0.00	0.00	0.00
96 729 000 7160 000	MILK	0.00	8,439.50	8,439.50	0.00	0.00	0.00
96 729 000 7602 000	CITY BUS FEE	0.00	6,411.00	6,411.00	0.00	0.00	0.00
	Fund Total: 96	0.00	22,911.75	22,911.75	0.00	0.00	0.00

**FACTS REGARDING THE SCHOOL DISTRICT**

<b>A. FINANCIAL CONDITION OF SCHOOL DISTRICT</b>	<b><u>2017-18</u></b>	<b><u>2018-19</u></b>
Assessed Valuation, taxable property	762,233,154	831,421,837
Tax levied in dollars, local, county		
General Fund	8,134,205	8,384,703
Management	500,000	950,000
Debt Service	0	0
Physical Plant & Equipment	306,545	315,529
General Fund	10.54129	9.99558
Management	.65597	1.14262
Debt Service	.000	.000
Physical Plant & Equipment	.33	.33
Bonded Indebtedness (Sales Tax Revenue Bonds)	7,380,000	5,945,000

<b>B. SCHOOL PERSONNEL RATIOS</b>	<b><u>2017-18</u></b>	<b><u>2018-19</u></b>
Number of Elementary Teachers	66.750	66.750
Number of Middle School Teachers	34.00	35.00
Number of High School Teachers	43.125	42.000
Number of Instructional Coaches	6.00	6.00
Per Pupil-Certified Staff Ratio in Elementary	15.00	14.98
Per Pupil-Certified Staff Ratio in Middle School	13.56	14.80
Per Pupil-Certified Staff Ratio in High School	15.80	16.36

<b>C. ADOPTED BUDGET EXPENDITURES</b>	<b><u>2017-18</u></b>	<b><u>2018-19</u></b>
General Fund Expenditures	22,821,031	23,481,046
Management	610,000	960,000
PPEL	325,000	399,000
Debt	<u>858,330</u>	<u>1,733,584</u>
<b>TOTAL</b>	<b>\$24,614,361</b>	<b>\$26,573,630</b>

<b>D. RECAPITULATION</b>	<b><u>GENERAL</u></b>	<b><u>MANAGEMENT</u></b>	<b><u>PPEL</u></b>	<b><u>DEBT</u></b>
Balance July 1, 2018	6,741,467	681,620	311,645	27,678
Receipts	<u>23,869,419</u>	<u>1,035,968</u>	<u>339,013</u>	<u>1,614,750</u>
TOTAL AVAILABLE	30,610,886	1,717,588	650,658	1,642,428
Disbursements	<u>(23,249,395)</u>	<u>(418,401)</u>	<u>(452,044)</u>	<u>(1,614,749)</u>
Ending Balance June 30, 2019	<u>7,361,491</u>	<u>1,299,187</u>	<u>198,614</u>	<u>27,679</u>

## LeMars Community Schools Certified Enrollment - October 2018

Grade	Clark		Franklin		Kluckhohn		Total Res Public		Open-Enroll Out	Resident Tuition Out Full-Time (Non Open Enroll Out)	CPI Res Dual Enroll Activities (.1 wting.)	Non-Public Shared/HS CPI Dual Enroll (.13 wting)	Actual (Budget) Certified Enrollment	Non Res. Tuition In (Not calc. on Cert. Enroll.)	Open Enroll In 1.0 (Not calc. on C. Enroll)
	15	0	0	0	0	18	15	18							
Sped PK	15	0	0	0	0	18	15	18	0	0	0		15	0	0
TK	0	0	0	0	0	18	18	0	0	0	0		18	0	0
K	44	0	45	0	67	156	156	14	0	0	0		170	0	4
1	50	0	47	0	66	163	163	12	0	0	0	NA	175	1	5
2	41	0	42	0	55	138	138	7	0	0	0		145	1	4
3	36	0	32	0	64	132	132	8	0	0	0		140	0	7
4	51	0	47	0	75	173	173	9	0	2	0		184	0	5
5	49	0	51	0	74	174	174	9	0	0	0		183	0	5
<b>Elem. Total</b>	<b>286</b>	<b>0</b>	<b>264</b>	<b>0</b>	<b>419</b>	<b>969</b>	<b>969</b>	<b>59</b>	<b>0</b>	<b>0.2</b>	<b>0</b>	<b>0</b>	<b>1030</b>	<b>2</b>	<b>30</b>
Grade	MS						Total Res Public		Open-Enroll Out	Resident Tuition Out Full-Time	CPI Res Dual Enroll Activities (.1 wting.)	Non-Public Shared/HS CPI Dual Enroll (.13 wting)	Actual (Budget) Certified Enrollment	Non Res. Tuition In	Open Enroll In
6	189	0	0	0	0	189	189	7							
7	157	0	0	0	0	157	157	7	0	0	0	NA	164	0	1
8	158	0	0	0	0	158	158	11	2	0	0		171	0	7
<b>MS Total</b>	<b>504</b>	<b>0</b>	<b>0</b>	<b>0</b>	<b>0</b>	<b>504</b>	<b>504</b>	<b>25</b>	<b>2</b>	<b>0.1</b>	<b>0</b>	<b>0</b>	<b>531.1</b>	<b>0</b>	<b>14</b>
Grade	HS		Alt. HS				Total Res Public		Open-Enroll Out	Resident Tuition Out Full-Time	CPI Res Dual Enroll Activities (.1 wting.)	Non-Public Shared/HS CPI Dual Enroll (.13/.38 wting)	Actual (Budget) Certified Enrollment	Non Res. Tuition In	Open Enroll In
9	154	0	0	0	0	154	154	11							
10	169	0	3	0	0	172	172	5	1	0	0		178	0	10
11	160	0	10	0	0	170	170	8	0	0	0		178	1	4
12	156	0	10	0	0	166	166	6	0	0	0		172	0	5
<b>HS Total</b>	<b>639</b>	<b>0</b>	<b>23</b>	<b>0</b>	<b>0</b>	<b>662</b>	<b>662</b>	<b>30</b>	<b>1</b>	<b>0</b>	<b>0</b>	<b>0.88</b>	<b>693</b>	<b>1</b>	<b>23</b>
<b>DE Certified Enrollment</b>							<b>2135</b>		<b>114</b>	<b>3</b>	<b>0.3</b>	<b>1.13</b>	<b>2253.43</b>	<b>3</b>	<b>67</b>
<b>Actual (Budget) Certified Enrollment</b>															

Note: Certified Enroll.= Res. public stud. attending +open-enroll out+ res. tuition out +CPI res dual enroll+ nonpub.shared

SEPTEMBER ENROLLMENTS FROM 1980 THROUGH 2018

Year	PK	TK	K	1	2	3	4	5	6	7	8	9	10	11	12	SpEd Self		Non Public	Tuition-Out (open plus Sp Ed)	Certified Total
																Contained	PK-12			
1980	3		168	116	120	146	141	130	170	149	153	134	176	158	196	23	6.63	11	2000.63	
1981	4		141	135	109	114	131	136	128	164	151	147	133	170	148	23	8.74	6	1848.74	
1982	3		142	133	133	112	115	137	136	128	165	145	142	130	166	24	9.27	7	1827.27	
1983	3		134	145	133	135	111	117	140	143	130	162	149	131	123	17	8.50	4	1785.50	
1984	7		139	126	141	138	139	114	122	142	153	135	166	150	129	25	7.38	3	1836.38	
1985	6		159	137	131	151	133	145	114	125	140	153	136	157	144	24	9.25	6	1870.25	
1986	9		173	147	133	132	153	132	145	117	123	137	154	135	156	21	3.93	6	1876.93	
1987	9		179	164	144	140	133	156	142	146	124	130	141	149	133	20	4.00	1	1915.00	
1988	10		154	177	170	142	140	140	163	147	149	123	134	145	147.5	20	2.00	2	1965.50	
1989	8		171	158	171	176	148	140	147	165	145	149	128	131	131	23	1.30	4	1996.30	
1990	10		174	158	162	173	173	158	150	152	161	149	149	131	129	22	0.70	10	2051.70	
1991	9		160	171	151	165	171	177	169	162	155	164	149	150	127	24	1.14	4	2103.14	
1992	8		156	150	166	157	161	177	184	166	162	154	155	149	141	27	2.75	3	2134.25	
1993	8		160	153	153	170	163	165	189	193	175	166	159	160	147	19	3.70	0	2206.20	
1994	9		137	157	156	158	169	166	170	182	191	175	162	158	152	29	3.90	1	2194.30	
1995	16		141	141	162	155	158	181	170	171	178	191	176	151	156	45	4.50	36.2	2232.70	
1996	13		158	134	144	160	158	165	177	172	169	179	197	173	152	56	9.70	36	2239.70	
1997	10		151	155	132	152	170	156	164	174	175	168	185	193	163	48	15.60	41	2262.49	
1998	9		170	148	147	142	155	166	159	171	176	189	166	190	183	47	18.91	54	2290.91	
1999	9		140	162	145	154	137	156	166	166	173	172	187	159	171	41	22.38	72	2232.38	
2000	9		158	145	168	149	157	144	167	172	168	169	177	185	161	39	21.35	73	2262.35	
2001	13		150	151	148	173	162	157	153	172	169	162	176	178	184	42	14.35	71	2304.15	
2002	9		196	146	163	149	171	171	166	154	174	173	164	171	173	34	5.20	63	2310.71	
2003	5		171	189	153	166	153	170	177	179	167	187	181	169	174	34	5.07	63	2316.84	
2004	11	16	143	140	184	155	164	149	178	176	174	163	182	169	168	29	3.78	68	2303.52	
2005	12	15	165	142	146	187	160	166	165	174	177	174	157	182	170	26	3.31	66	2320.28	
2006	12	16	145	156	144	141	185	151	174	159	176	187	178	158	183	36	4.44	63	2289.20	
2007	13	16	166	135	158	132	143	178	155	165	155	180	171	169	155	26	3.00	58	2218.96	
2008	11		168	161	141	158	132	147	183	155	159	155	185	182	159	36	3.00	59	2234.61	
2009	18		140	158	165	139	159	130	150	180	151	161	149	186	172	30	1.68	66	2171.69	
2010	40		129	134	158	161	141	152	141	154	176	149	165	149	172	32	3.15	71	2129.47	
2011	41	19	147	124	139	166	162	151	155	150	161	188	159	176	155	33	3.02	78	2066.10	
2012	40	18	157	137	121	134	163	160	144	153	143	159	184	148	166	29	2.78	87	2092.98	
2013	40	18	154	154	141	125	140	159	166	138	161	143	162	182	147	35	4.13	72	2087.53	
2014	40	18	153	161	153	151	129	140	158	159	147	161	140	158	183	24	1.90	98	2126.19	
2015	40	18	130	153	170	154	154	132	145	163	161	153	156	143	160	33	4.00	110	2122.60	
2016	40	18	144	130	164	174	170	156	149	146	166	162	154	161	143	33	4.03	112	2170.43	
2017	5	17	155	141	133	169	178	171	154	151	144	167	166	159	154	154	3.18	116.6	2184.28	
2018	15	18	156	163	138	132	173	174	189	157	158	154	172	170	166	166	1.13	117	2253.43	

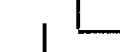





# Le Mars Community School

August 2019 - July 2020

## REGISTRATION DATES

August 2, 2019 from 7:00 a.m. to 3:00 p.m.  
 August 5, 2019 from 11:00 a.m. to 7:00 p.m.

Oct. 25 End of 1st Quarter 288.5 hours  
 Jan. 14 End of 2nd Quarter 293.0 hours  
 Mar. 17 End of 3rd Quarter 280.0 hours  
 May 21 End of 4th Quarter 285.5 hours  
 1,147.0 hours

Begin Quarter   
 End Quarter   
 Holidays   
 Work Days   
 Vacation   
 2-hour Early Out 

## 2 HR. EARLY OUTS 1 HR. EARLY OUTS

Sept. 18 November 26-Thanksgiving  
 Oct. 16 December 20-Christmas  
 Nov. 13 April 9-Spring Break  
 Dec. 11  
 Jan. 15  
 Feb. 12  
 Mar. 11  
 Apr. 1  
 May 6  
 Last Day of School

Aug. 20,21,22 Teacher workshop days  
 Aug. 23 First day of classes  
 Sept. 2 Labor Day  
 Oct. 3 & 8 Parent-teacher conferences  
 High School 5:00-8:30  
 Oct. 7 and 10 Parent-Teacher Conferences  
 Middle School 5:00-8:30  
 Nov. 4 & 7 Parent-teacher conferences  
 Elementary 5:00 - 8:30  
 Nov. 27 No School - P/T Comp Day  
 Nov. 28 & 29 Thanksgiving vacation  
 Dec. 23 - Jan 1 Winter vacation  
 Jan. 14 First semester ends  
 Jan. 15 Second semester begins  
 Feb. 17 President's Day - No School  
 Apr. 10-13 Spring vacation  
 May 14 Senior last day  
 May 17 Commencement  
 May 21 Last day of classes  
 May 22 Teacher Workshop Day  
 May 25 Memorial Day

August 2019						
S	M	T	W	T	F	S
				1	2	3
4	5	6	7	8	9	10
11	12	13	14	15	16	17
18	19	20	21	22	23	24
25	26	27	28	29	30	31

September 2019						
S	M	T	W	T	F	S
1	2	3	4	5	6	7
8	9	10	11	12	13	14
15	16	17	18	19	20	21
22	23	24	25	26	27	28
29	30					

October 2019						
S	M	T	W	T	F	S
		1	2	3	4	5
6	7	8	9	10	11	12
13	14	15	16	17	18	19
20	21	22	23	24	25	26
27	28	29	30	31		

November 2019						
S	M	T	W	T	F	S
					1	2
3	4	5	6	7	8	9
10	11	12	13	14	15	16
17	18	19	20	21	22	23
24	25	26	27	28	29	30

December 2019						
S	M	T	W	T	F	S
1	2	3	4	5	6	7
8	9	10	11	12	13	14
15	16	17	18	19	20	21
22	23	24	25	26	27	28
29	30	31				

January 2020						
S	M	T	W	T	F	S
			1	2	3	4
5	6	7	8	9	10	11
12	13	14	15	16	17	18
19	20	21	22	23	24	25
26	27	28	29	30	31	

February 2020						
S	M	T	W	T	F	S
						1
2	3	4	5	6	7	8
9	10	11	12	13	14	15
16	17	18	19	20	21	22
23	24	25	26	27	28	29

March 2020						
S	M	T	W	T	F	S
1	2	3	4	5	6	7
8	9	10	11	12	13	14
15	16	17	18	19	20	21
22	23	24	25	26	27	28
29	30	31				

April 2020						
S	M	T	W	T	F	S
			1	2	3	4
5	6	7	8	9	10	11
12	13	14	15	16	17	18
19	20	21	22	23	24	25
26	27	28	29	30		

May 2020						
S	M	T	W	T	F	S
					1	2
3	4	5	6	7	8	9
10	11	12	13	14	15	16
17	18	19	20	21	22	23
24	25	26	27	28	29	30
31						

June 2020						
S	M	T	W	T	F	S
	1	2	3	4	5	6
7	8	9	10	11	12	13
14	15	16	17	18	19	20
21	22	23	24	25	26	27
28	29	30				

July 2020						
S	M	T	W	T	F	S
			1	2	3	4
5	6	7	8	9	10	11
12	13	14	15	16	17	18
19	20	21	22	23	24	25
26	27	28	29	30	31	